

# Gather VISA App Quick Start Guide

Welcome to the Gather Visa app. Here, you can manage and access your Visa Credit Cards, receive instant transaction information and history, make a payment, lock and unlock your card if you need to, and much more!

To get started, follow the simple steps below:



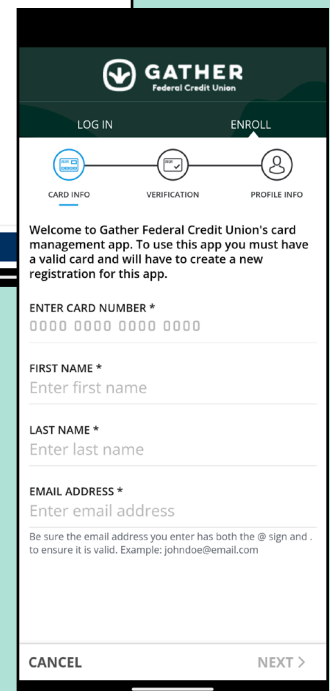
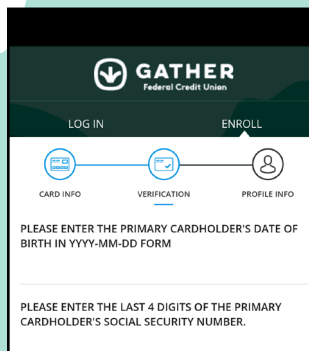

**Download**  
the Gather Visa  
Mobile App from  
your App Store

**Enroll** as a new user by following the steps below:

1. Select AGREE to the TERMS AND CONDITIONS
2. Select OK on the Welcome Screen

## Setting up your Account:

1. Enter your credit card information with the following:
  - a. Credit Card Number
  - b. Name
  - c. Email Address
2. The next screen will ask for your VERIFICATION INFO:
  - d. Date of Birth
  - e. Last 4-digits of your SSN



3. Last, you will enter the following to create your PROFILE INFO:

- f. Create a Username
- g. Mobile Number
- h. Email Address
- i. Password

Once you have completed the enrollment information, a pop up will appear saying Congratulations!

Now that you are enrolled, you can access your Credit Card from the LOG IN page:

OPTIONAL: If you would like to set up a Biometrics login (Face ID, Fingerprint), it will appear on our login. You will need to set it up here and according to your device's default login.

To navigate, you can either Click on the "3 Lines" at the top left corner of your screen (next to Account Summary). Or, you can also Click the image of your Credit Card and your credit card account details screen will appear. You can access the screen from the tabs shown or navigate from the buttons at the bottom of your screen:

- Transactions
- Make Payment
- Payment History
- Notification Settings
- Travel Notifications
- Lost or Stolen

As a Security Feature, from the Home Screen (screen with image of your credit card) you can LOCK your card by tapping on the "UNLOCK" icon that appears on the bottom left of the "image of your card". When you click the "UNLOCK" icon, you are securing and locking your card. The icon will then say "LOCKED". When you're ready to use your card again, click the icon to UNLOCK your card.

For help or questions, you can call Gather at 808-245-6791, or select the CONTACT button through the app and you will be contacting a representative from our Card Processor.

